

Social Data Analysis
Rhode Island College, Spring 2023
Section 404-02
Tuesdays and Thursdays 4:00-5:50 PM, Gaige 104

Prerequisite: Soc 302 or consent of instructor; Mathematics general education requirement

Instructor Information

Mikaila Mariel Lemonik Arthur

marthur@ric.edu (preferred) or 401.456.8681 (be sure to leave a callback number & when to call)

Office: Gaige 351

Student Meetings: Drop-In hours Thursdays 2:30-3:30, Gaige 351; immediately after class most days
You can also book an in-person, Zoom, or phone appointment at <https://calendly.com/mmlarthur>
or let me know if you need an alternate time

This course uses Blackboard.

Course Description

This course is a continuation of Social Research Methods. This semester, we will shift our focus from the design of research and the collection of data to the analysis and presentation of data. We will spend time on both qualitative and quantitative analytical strategies, with a particular focus on the use of computer technology in data analysis. Students will gain skills including the use of SPSS statistical processing software to conduct data analysis, the use and management of large datasets, the construction and analysis of tables, and the analysis and description of qualitative data.

Course Materials

- **Required:** Arthur & Clark, *Social Data Analysis*. Online text available via Blackboard; if you wish, you can print a copy at any copy or office-supply shop.
- **Required:** Cloud file storage account (like OneDrive) or flash drive (which you must bring to class every class session)
- **Recommended:** Computer-compatible headphones (USB or 1.5mm), which you must bring to class every session.
- **Strongly Recommended:** This course requires homework and paper assignments to be completed using the SPSS software. You can access SPSS for free in the on-campus computer labs (as far as I know, SPSS is not available in the library). However, I would **strongly** encourage you to rent the SPSS software for your home computer—past students strongly recommend that you do this unless you spend many hours working on campus already. We'll discuss how to do this in class in approximately February; you should budget \$60 for this.

Additional readings and datasets will be distributed electronically; students must ensure that they have access to the Blackboard system and their RIC email to succeed in this course.

NOTE THAT THIS SYLLABUS IS TENTATIVE AND SUBJECT TO CHANGE.

*****TO PROTECT THE HEALTH & SAFETY OF ALL OF US, MASKS ARE REQUIRED AT ALL TIMES WHEN IN CLASS, GROUP MEETINGS, OR MY OFFICE. PLEASE DO NOT COME TO CLASS IF YOU ARE EXPERIENCING COVID SYMPTOMS OR HAVE BEEN EXPOSED TO COVID.*****

Course Requirements

This course incorporates a variety of ways for you to demonstrate your engagement, learning, and competency regarding the course material. You will have some flexibility in choosing how and where to deploy your efforts; if you were to successfully complete all possible course assignments, you could earn 110+ points (the cutoff for an A grade being roughly 95 points).

1. **PARTICIPATION & ATTENDANCE.** You are expected to come on time for every class meeting; excessive absences will severely imperil your ability to succeed in this course. There is a participation rubric available in Blackboard that will be used to assess this portion of the grade. Remember that there are very few stupid questions, but that all questions and comments should be made in a spirit of respect for other students and their contributions to the class. (5 points)
2. **LABS & EXERCISES.** Throughout the semester, there will be various in-class exercises and out-of-class homework assignments. These may include group activities, short writing assignments, in-class quizzes, Blackboard quizzes, and exercises using the Dedoose or SPSS software. Some assignments will be posted only in Blackboard and not announced in the syllabus, so please be sure to keep track of them there. If you will not be able to use the SPSS software at home, please be sure to schedule time to come to campus to complete your homework. These assignments, with exceptions that will be noted, cannot be made up. (1-3 points each)
3. **MIDTERM QUALITATIVE RESEARCH EXERCISE.** The first portion of the course will be spent studying qualitative analytical strategies. At the end of this portion of the course, you will complete an exercise and short paper in which you develop a research question, perform your own qualitative analysis, and present the results. (20 points)
4. **FINAL QUANTITATIVE RESEARCH PAPER.** You will write a final research paper on the model of a sociological journal article. This paper will require you to identify a theory to be tested, conduct a short literature review on the topic, perform a quantitative analysis using a pre-existing data set, and explain your results. (20 points)
5. **FINAL EXAM.** There will be an open-book and open-notes final exam during the regular exam period. The exam will test your ability to create and analyze quantitative research results as well as your knowledge of the terms and concepts we will have covered during the semester. (20 points)
6. **READING & VIEWING.** You are expected to complete all assigned course readings prior to the date for which they are assigned. Remember that normal expectations for a college course are that you should do two to three hours of work outside class for every one hour in class—since you are spending four hours a week in this class, that means you should expect to work on reading, writing, video viewing, homework assignments, and studying for this class for eight or more hours a week outside of class. Students who do not complete the reading **or watch the videos** will find that they are not able complete assigned work satisfactorily, and I reserve the right to factor viewing into your final grade if you are not completing it regularly. You are additionally encouraged to complete the study questions at the end of each chapter of the text.

Note: federal guidelines (<http://ifap.ed.gov/dpccletters/attachments/GEN1106.pdf>) expect students to complete two hours of work out of class for every one hour of in-class time.

Course Schedule

All readings are available electronically. Videos are available via Blackboard. We will devote class time to any assignments indicated with the symbol ☞, so you don't need to start them ahead of time, but you may still need to finish them on your own, especially if you've missed class. Because we will move at the pace of the class, specific due dates are not given in most cases here, but will be updated in Blackboard and in class as we move forward. Additional small assignments, like quizzes, may be added as needed. Each unit will take at least one week, but some will take several weeks.

Unit I: Introduction to Data Analysis & Review

Read:

- Entire syllabus
- Arthur & Clark, "Introducing Social Data Analysis"
- Schwartz, "The Importance of Stupidity in Scientific Research"

Do:

- Getting to Know You Survey due 9:30 am on January 20th
- ☞ Qualitative data survey (complete by the end of the day January 19th if you are not in class)
- Methods I review quiz due at 3:30 pm January 24th

Unit II: Qualitative Data Analysis

Read:

- Arthur & Clark, "The Qualitative Approach"
- Arthur & Clark, "Preparing and Managing Qualitative Data"
- Arthur & Clark, "Qualitative Data Analysis with Dedoose: Data Management"
- Arthur & Clark, "Qualitative Coding"
- Arthur & Clark, "Qualitative Data Analysis with Dedoose: Coding"
- Arthur & Clark, "From Qualitative Data to Findings"
- Arthur & Clark, "Qualitative Data Analysis with Dedoose: Developing Findings"

Watch:

- Video: "Video Tutorial 1: Qualitative"
- Video: "Code Setup"
- Video: "Documents"
- Video: "Document Excerpting"
- Video: "Analysis"
- Video: "Descriptors"

Do:

- Transcription assignment
- ☞ Coding test

Notes: January 30 is the deadline for dropping this course without a W.

Unit III: Completing the Qualitative Research Project

Read:

- Trautner, Mary. "Tort Reform and Access to Justice," *Qualitative Sociology* 34: 523-38
- Qualitative Methods Sections document posted in Blackboard
- Arthur & Clark, "Presenting the Results of Qualitative Analysis"

Do:

- In-class analysis practice
- Quiz on the Trautner article
- Select texts for your paper
- Qualitative Practice Lab Assignment
- Complete coding for your paper
- Qualitative Paper Prep Assignment
- Qualitative Paper**

Unit IV: Introduction to Quantitative Analysis

Read:

- Fry, "Your Number's Up"
- Arthur & Clark, "Preparing Quantitative Data and Data Management"
- Arthur & Clark, "Quantitative Analysis with SPSS: Getting Started"
- Arthur & Clark, "Univariate Analysis"
- Arthur & Clark, "Quantitative Analysis with SPSS: Univariate Analysis"

Watch:

- Video: "Intro to SPSS"
- Video: "Importing & Editing Data in SPSS"
- Video: "Understanding Descriptive Statistics"
- Video: "Descriptive Statistics in SPSS"
- Video: "Graphs in SPSS"
- Video: "Making Tables in Office" (choose PC, Mac, or Web version)

Do:

- SPSS & datasets exploration assignment
- Descriptive Statistics Lab
- Hypothesis assignment
- Variables assignment

Notes: March 6 & 8: Spring Break (No Class Meetings)

Unit V: Significance, Association, & Data Manipulation




Read:

- Arthur & Clark, “Hypothesis Testing in Quantitative Research”
- Arthur & Clark, “Bivariate Analysis: Crosstabulation”
- Arthur & Clark, “Quantitative Analysis with SPSS: Bivariate Crosstabs”
- Bohannon, “Does Chocolate Aid Weight Loss?”
- Arthur & Clark, “An In-Depth Look at Measures of Association”
- Arthur & Clark, “Multivariate Analysis”
- Arthur & Clark, “Quantitative Analysis with SPSS: Multivariate Crosstabs”
- Arthur & Clark, “Quantitative Analysis with SPSS: Data Management”

Watch:

- Video: “Statistical Significance”
- Video: “Crosstabs in SPSS”
- Video: “Multivariate Crosstabs in SPSS”
- Video: “Measures of Association”
- Video: “Measures of Association in SPSS”
- Video: “Changing Variables in SPSS”
- Video: “Making an Index in SPSS”
- Video: “Sorting and Selecting Data in SPSS”

Do:

-  Crosstabs lab
-  Association lab
-  Data manipulation lab
- Crosstab review assignment

Unit VI: Correlation & Regression

Note: NO CLASS MEETING on Thursday, April 6

In lieu of class: Watch the *Joy of Stats* video and complete the associated quiz, due by 9:30 am April 11

Read:

- Arthur & Clark, "Correlation and Regression"
- Arthur & Clark, "Quantitative Analysis with SPSS: Comparing Means"
- Arthur & Clark, "Quantitative Analysis with SPSS: Correlation"
- Arthur & Clark, "Quantitative Analysis with SPSS: Bivariate Regression"
- Arthur & Clark, "Quantitative Analysis with SPSS: Multivariate Regression"

Watch:

- Video: "Correlation in SPSS"
- Video: "Partial Correlation in SPSS"
- Video: "Scatterplots & Basic Regression in SPSS"
- Video: "Bivariate Regression in SPSS"
- Video: "Multivariate Regression in SPSS"
- Video: "T-Tests in SPSS"
- Video: "Creating Dummy Variables in SPSS"
- Video: "Regression with Dummy Variables in SPSS"

Do:

- Correlation lab
- Regression lab 1
- Regression lab 2

Notes: April 5 is the deadline to withdraw from this class

UNIT VII: Quantitative Interpretation & Writeup

Read:

- Arthur & Clark, “Presenting the Results of Quantitative Analysis”
- Interpretation Quick Guide & SPSS Procedures Quick Guide
- Nivette *et al.* “The Social and Developmental Antecedents of Legal Cynicism,” *J. of Research on Crime & Delinquency* 52(2): 270-98
- ASA, “Jobs, Careers, & Sociological Skills”

Watch:

- Video: “Making Tables in Office” (choose PC, Mac, or Web version)

Do:

- Quantitative paper proposal
- Quiz on the Nivette article
- Regression review assignment
- Review prior labs and exam review sheet and bring questions to class
- ☞ Paper template & conferences with professor
- Complete descriptive statistics and preliminary analysis for quantitative papers
- Complete literature review done this week
- ☞ Slides for presentation
- ☞ **Optional** Make-up Lab due May 1 at 9:30 am

Finals Week

- Quantitative Research Paper Due Thursday, May 4th at 9:30 am for graduating seniors; extensions are available for those who are not graduating
- Final examination will be made available no later than mid-day Wednesday, May 3rd. Due date TBA.

Course Policies

Academic Integrity

All students enrolling in this course are expected to abide by the Rhode Island College guidelines on academic honesty. More information about academic integrity and avoiding plagiarism, as well as RIC policies, can be found at <http://ric.libguides.com/proethics>. Examples of academic dishonesty include, but are not limited to:

- Using AI writing systems and turning in the results as if they are your own work.
- Plagiarizing written work, including copying some or all of your work from a book, a website, or another student's paper. Think about how you would feel if someone passed off your hard work as their own.
- Using sources without proper attribution. Remember that all claims in a paper that did not spring fully formed from your own head need attribution, regardless of whether or not they are paraphrased, and all direct quotes should appear in quotation marks. If you are unsure how to document sources, please see me or check the links in Blackboard.
- Turning in research reports that are fabricated or which do not accurately represent the research activities in which you engaged.
- Turning in work completed for other classes without prior permission.
- Working together with other students or seeking help from professionals or peers on assignments which prohibit such activities.
- Destroying course materials or otherwise preventing other students from achieving fully in this course.

Cheating successfully is often harder than you think, and you might as well just put your effort into doing the assignment legitimately. The penalties for academic dishonesty are severe, and include receiving a 0 on the assignment for the first minor offense, receiving an F for the class for a repeated offense, and report to the Vice President for Academic Affairs at RIC for all offenses. If you feel the urge to engage in academic dishonesty, stop and think about what you are doing, and then come see me so we can work out a plan together to ensure your success in the course.

Extensions, Absences, and Attendance

Please make every effort to attend all scheduled class sessions. Class sessions will not be recorded and group activities cannot be made up. However, we can work out a plan for alternative assignments if you become ill, face quarantine, or otherwise will miss more than a class or two. If you need an extension, instructions for requesting one are available in Blackboard.

Unless otherwise noted, assignments are due in Blackboard at specific times as indicated in Blackboard; you can request an extension for eligible assignments using the link in Blackboard. Assignments **must** be saved in *.rtf, *.doc, or *.docx (preferred). Blackboard does log your submissions; you can return to an assignment yourself to see if you have submitted it correctly, and I am happy to show you how to do this so that you will not need to email me to see if I have received your work.

Course Technology

Students are expected to check their RIC email addresses and Blackboard frequently, at least a couple of times per week, and to have sufficient Internet access to complete readings & assignments via Blackboard. If you primarily use another email account, you must forward your RIC email, as I do use email to disseminate important information about the course. If you are not able to access email or Blackboard, you should seek assistance from User Support Services right away (<https://www.ric.edu/departments-directory/user-support-services> or 456-8803).

Students with Disabilities

If you have a **disability** that might interfere with your ability to perform at your best in this course, it is your responsibility to come and speak with me as early as possible in the semester so that we can develop a plan together. All reasonable accommodations will be made. Students with disabilities should be sure that they are registered with Disability Services in order to ensure access to the full range of services available at Rhode Island College. Information about these services and about registration is available at <https://www.ric.edu/departments-directory/disability-services-center>

Supplemental Services

Everyone, even excellent students, benefits from having another set of eyes on their writing, so visit the **Writing Center** early often to help develop your ideas, organize your writing, and improve your drafts: <https://www.ric.edu/departments-directory/writing-center>

- Seek support to develop your academic & study skills at **OASIS**:
<https://www.ric.edu/departments-directory/office-academic-support-and-information-services-oasis>
- Visit the **Counseling Center** to obtain support with anxiety, depression, or other distress you may be experiencing. Services are free & confidential: <https://www.ric.edu/departments-directory/center-health-and-wellness/counseling-services>
- **Any student who faces challenges securing food, housing, or other basic needs is urged to contact the Learning for Life (<https://www.ric.edu/departments-directory/learning-life>) and/or the Dean of Students' Office (https://cm.maxient.com/reportingform.php?RhodeIslandCollege&layout_id=33).**

If you would like more information about the resources available, you can ask me at any time this semester. You do not need to tell me why you are asking to get help for a friend, another student, or yourself.

These services are available and free to all students. Use them!

Course Learning Outcomes

This course is designed to meet these learning outcomes of the Sociology and Justice Studies programs:

- Demonstrate an understanding of the relationship between theories, research design, and interpretation, and engage in work developing research literacy.
- Understand and engage in qualitative and quantitative data collection and analytical processes.
- Communicate, in written and oral form, sociological arguments.

For more on your program learning goals, see <https://www.ric.edu/departments-directory/departments-directory/sociology/sociology-ba> or <https://www.ric.edu/departments-directory/departments-directory/sociology/justice-studies-undergraduate-and-graduate-programs/justice-studies-ba> and click on “Program/Learning Goals.”